

Morgan County Engineer – 2016 Annual Report
Stevan Hook PE, PS
February 17, 2017

In accordance with the provisions of the Ohio Revised Code an annual report must be submitted to the Board of County Commissioners summarizing the activities and accomplishments of the County Engineer's office during a given calendar year.

The Morgan County Engineer's Office is responsible for 344 miles of county highway which includes yearly maintenance, reconstruction projects, and winter snow and ice removal. This includes the responsibility for 204 bridges on County and Township roads. The County Engineer is also responsible for maintaining correct and accurate tax maps, oversees the administration of the Flood Plain Program, and the Planning Commission program.

To be able to fund this work the County Engineer's Office receives its revenue from two major sources. The first is the gasoline tax which generated \$2,338,615.75. The second is the general license plate fees that generated \$901,429.06 and the new \$5.00 license plate permissive fee which raised \$61,801.52. With some other miscellaneous sources of revenue (Sales of scrap metal and used equipment, refunds, and reimbursements for labor, materials, and equipment from townships and other vendors) our entire 2016 budget was \$3,479,318.67.

The detailed receipt breakdown follows.

RECEIPTS – 2016


License Tax -	\$ 901,429.06
Permissive License Fee	\$ 61,801.52
Gas Tax -	\$2,338,615.75
Fines -	\$ 4,496.95
Sales -	\$ 27,095.90
Interest -	\$ 4,333.10
Reimbursements, Labor & Materials -	\$ 22,659.11
Refunds -	\$ 118,768.28
Other -	\$ 119.00

Total Receipts 2016 **\$3,479,318.67**

2015 Receipts	\$3,425,690.15
2014 Receipts	\$3,330,660.94
2013 Receipts	\$3,268,381.97
2012 Receipts	\$3,242,647.27
2011 Receipts	\$3,324,835.62 + \$52,504.00 from FEMA
2010 Receipts	\$3,352,011.37
2009 Receipts	\$3,337,706.40
2008 Receipts	\$3,410,552.55

Where Our Revenue Comes From

GASOLINE TAX	>	\$2,338,615.75
State		\$0.22 per gallon (Gas Excise Tax)
State		\$0.06 per gallon (HB 87)
Federal		\$0.19 per gallon



The 28 cents state gas excise tax is distributed per the following formulas;
23.8 cents is distributed > 75% to ODOT, 10.71% to Municipalities, 9.29 %
(\$0.0301) to Counties and 5% to Townships.
2.7 cents is distributed > 42.84% Municipalities, 37.16% Counties, 20%
Townships
1.0 cent is distributed > LTIP (OPWC Public Works Commission)
0.5 cents is distributed > ODNR, PUCO, The Ohio Turnpike etc.

B. **LICENSE PLATE FEE > \$901,429.06**

Passenger Cars - \$20.00 per year for license plates
Other Vehicles - Varies with the weight, use, etc.

47% of license fee is distributed to counties where the vehicle is registered.
34% of license fee is distributed to location of registration within the county,

i.e.

Village, municipality, and township.

9% of license fee is divided among all 88 counties based on ratio of miles of
county roads in Morgan County to total county road mileage statewide.

5% of license fee is distributed to townships based on ratio of local township
road mileage to total statewide township mileage.

5% of license fee is distributed to all 88 counties equally.

C. **PERMISSIVE LICENSE FEE > \$61,801.52**

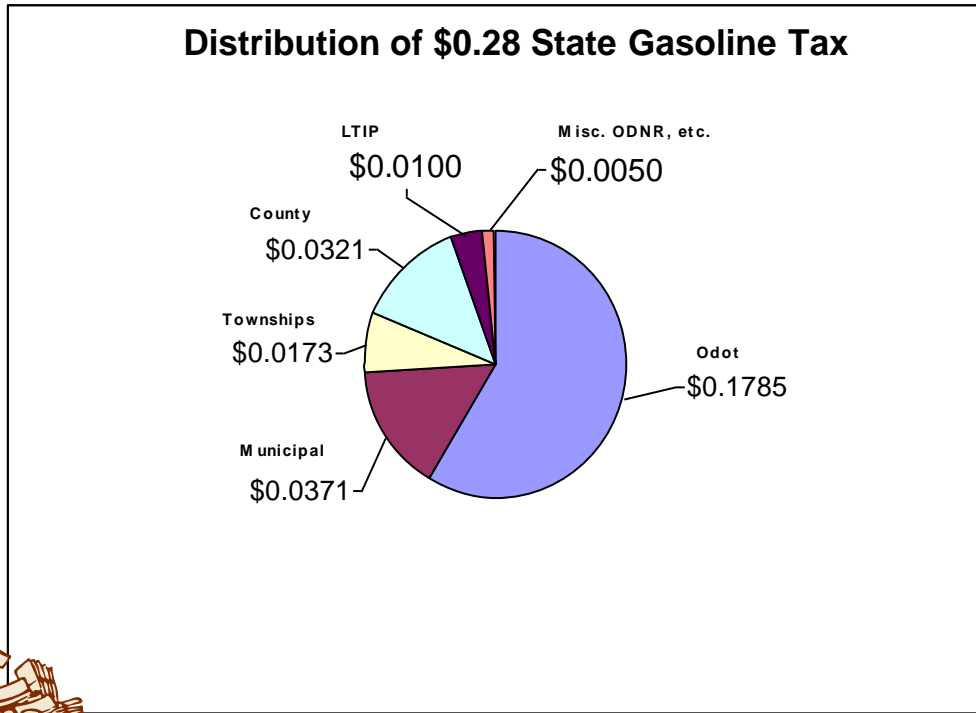
Motor Vehicles - \$5.00 per year on license plates

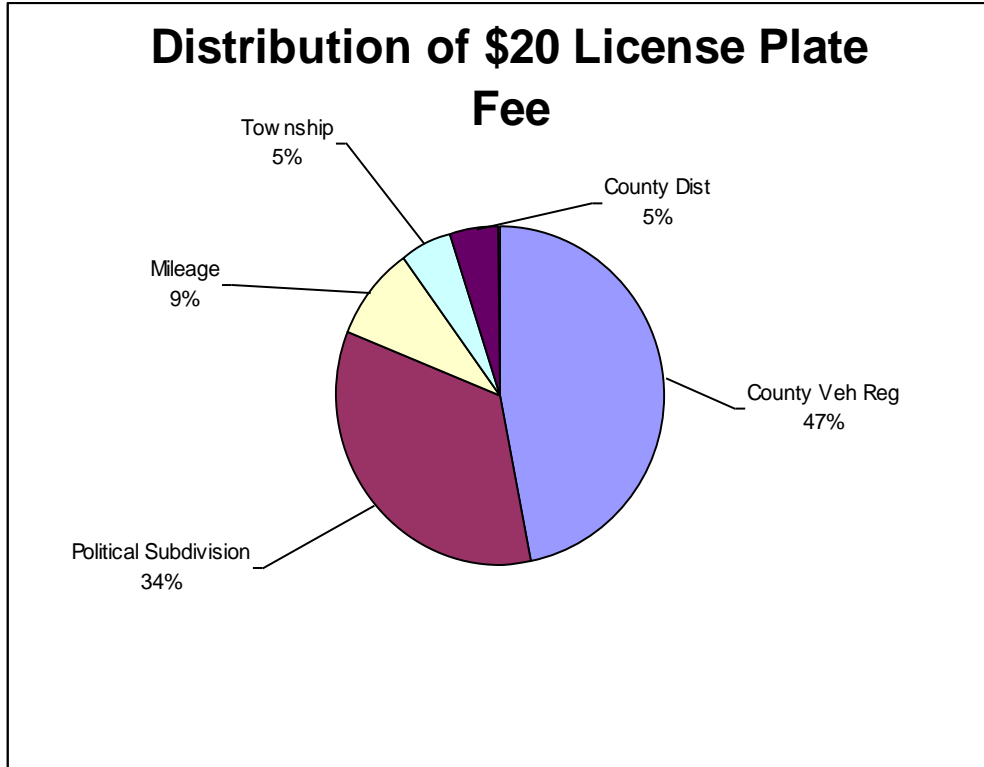
This is an addition to the \$20.00 annual fee for license plates. This was enacted by
the County Commissioners in 2014 and went into effect January 1, 2015. These
monies are distributed to each municipality, village and county in accordance with
the number of vehicles registered within each political subdivision.

D. **FINES > \$4,496.95**

Counties receive a small portion of the fines related to highway offenses.

Tax Distribution





EXPENDITURES – 2016

The ever increasing construction material costs, as well as the health insurance costs are making for a very challenging situation. To meet the necessary requirements for the 344+ miles of roadway and the 204 bridges that must be maintained; we had to balance labor, equipment, operating techniques, and available funding to get the best overall results for the entire County. In doing this; some areas of the County have improved, but others have deteriorated further. The following is a detailed breakdown of the 2016 expenditures for this office.

Wages and Benefits – 48.95%
(1-Official, 21-Full time, 1-Temporary, 4-Summer Help)

Labor -	\$1,147,067.94
PERS -	\$ 154,612.83
Health Insurance -	\$ 343,413.16
Uniforms -	\$ 8,084.63
Medicare -	\$ 15,630.19
Worker’s Compensation -	\$ 30,549.00
Unemployment Compensation -	\$ 234.36
Drug Testing -	<u>\$ 255.00</u>

Total Wages and Benefits – 2016 **\$1,699,847.11**

Total Wages and Benefits – 2015	\$1,666,199.43
Total Wages and Benefits – 2014	\$1,633,218.94
Total Wages and Benefits – 2013	\$1,711,895.65
Total Wages and Benefits – 2012	\$1,681,118.76
Total Wages and Benefits – 2011	\$1,473,671.76
Total Wages and Benefits – 2010	\$1,557,158.90
Total Wages and Benefits – 2009	\$1,556,876.16
Total Wages and Benefits – 2008	\$1,638,666.61
Total Wages and Benefits – 2007	\$1,630,083.88

Overtime pay was \$4,638.73 (0.27% of the total payroll costs). This overtime was primarily the result of snow removal or summer storm damage; the remainder was used to more efficiently complete some daily task.

Improvements – (16.17%)

Paving (County Portion of OPWC)	\$184,612.38
OPWC (Rds. #26 & 27	\$ 50,281.40
Bridge Work (County Portion of Cost)	\$ 82,834.53
Outside Professional Services	\$ 87,900.30
New Culverts	\$ 59,775.44
Asphalt	\$ <u>96,097.85</u>

Total for Improvements **\$561,150.90**

Road Maintenance – Materials and Services – (13.12%)

Salt , Cinders & Transportation Included	\$ 69,130.20
Signs & Posts –	\$ 8,722.39
Stone –	\$319,683.00
Sealing Materials -	\$ <u>58,191.38</u>

Total Road Maintenance **\$455,726.97**

Overheads – (19.19%)

Utilities & Building Maintenance -	\$ 17,594.00
Repair Parts & Supplies	\$208,211.56
Fuel	\$114,740.18
Tires -	\$ 19,786.16
Lubricants -	\$ 5,040.50
Liability Insurance -	\$ 39,505.04
Allocated Costs to the Commissioners -	\$ 34,896.00
Travel & Expenses-	\$ 2,846.96
Miscellaneous -	\$ <u>224,045.14</u>
Total Overhead	\$666,655.54

New Equipment - (2.57%)

New International Dump Truck	\$33,400.00
New Chevy pick-up Truck	\$34,758.40
New Freightliner Chassis	\$20,975.00

Total New Equipment **\$89,133.40**

TOTAL 2016 EXPENDITURES **\$3,472,523.92**

2015 Expenditures	\$3,248,976.91
2014 Expenditures	\$3,236,618.54
2013 Expenditures	\$3,320,915.60
2012 Expenditures	\$3,669,397.21
2011 Expenditures	\$3,149,102.24
2010 Expenditures	\$3,436,944.77
2009 Expenditures	\$3,459,256.89
2008 Expenditures	\$3,273,145.15
2007 Expenditures	\$3,629,879.18

2016 ROAD RESURFACING

The following is a detailed breakdown of all the road and bridge work that was completed in 2015. It does not include the smaller day to day maintenance jobs.

<u>New Pavement Projects</u>	<u>Miles</u> <u>Total</u>	<u>County's Cost</u>	<u>% of</u>
CR #2 – Riverview Rd.	2.797 miles	\$ 61,866.89	23%
CR #18 – Dale Rd.	<u>0.971 miles</u>	<u>\$ 28,320.65</u>	36%
CR #27 – Wood Grove Rd.	3.180 miles	\$ 61,820.08	26%
CR #78 – Grove Church Rd.	<u>1.676 miles</u>	<u>\$ 32,581.91</u>	<u>26%</u>
Total	8.806 miles	\$184,589.53	26%

The above projects were co-funded with Issue-I Funds administered thru Buckeye Hill's for the Ohio Public Works Projects and Community Development Block Grant (CDBG) – Critical Infrastructure Funds. Without this additional funding Morgan County could not possibly do this amount of new paving. These paving projects were completed thru the competitive bidding process as required by Ohio law. The cost numbers shown above represent only the County's portion (percentage shown as "% of the total" cost).

It should also be noted that 4-Townships (Bloom, Center, Meigsville & Windsor) were also recipients of Issue-I funding with Round #30 funding. This was the result of combining their projects with those of the County.

BRIDGE & CULVERT CONSTRUCTION/REPAIR \$247,533.58

Three bridges were repaired during 2016. All design and construction was completed by Morgan County personnel with local funds. All of these cost figures include the addition for overheads on labor, material, and equipment as mandated by Ohio law and the State Auditor's policies for force account bridge and culvert construction installed after 7/01/2001.

New Bridges - Ohio Bridge Partnership Program – These are two bridges constructed with 100% State Funding thru an agreement between the Ohio Department of Transportation and the County Engineers Association of Ohio.

County Road #75 – Rose Farm Road

Before



After



County #20 – Border School Road

Before



After



County Road #2 – East River Road

After



Bridges Repair Projects

CR #2 Bridge #029	Replaced total Decking	\$ 60,366.36
CR #22 Bridge #764	Replace damaged Guardrail	\$ 2,178.95
CR #52 Bridge #449	Installation of Rip-Rap	\$ 12,903.17
TR #21 Bridge #287	Guardrail & General Repair	\$ 7,386.05
	Total Repair Cost	\$ 82,834.53

Overall State Bridge Rating

Each of our 204 bridges is load rated based upon its condition found during the annual spring bridge inspection program. At the end of 2016 we had 10 bridges that were classified as “structurally deficient”. Of those 10 structurally deficient bridges.

- 2 - To be replaced or rehabilitated in 2017 by in-house forces
- 1 - To be replaced in 2018 by Ohio Bridge Partnership Program funds – CR #85
- 1 - To be replaced in 2019 by CEAO funds – CR #35
- 1 - To be replaced in 2020 by CEAO funds – CR #74

Funding for 4 of the remaining five bridges will come from CEAO or “in-house” funding over the next few years. The sixth bridge is the “Old Iron Bridge” between Malta and McConnellsville. The decision on this bridge will take more time and evaluation to determine viable options on what the County can afford to spend. Most likely this bridge will be closed to vehicular traffic in the next 5 years and then converted to a “**pedestrian only**” structure.

New Large Culverts

CR #2 (East River Rd.)	6' Slip Liner	\$ 46,460.92
CR #2 (East River Rd.)	103" X 71" Flat Bottom	\$ 32,890.21
TR 36 (Roxbury Rd.)	5' Plastic w/Headwall	\$ 25,666.28

Total Cost New Large Culverts \$ 105,017.41

Small Culvert Work

During 2016 a total of 3,989 feet of small diameter culvert was installed on CR #2, CR #18, CR #27, CR #78, and many other smaller road projects on other county and township roads. The amount of pipe installed, broken down by diameter size, is as follows:

12" – 847 feet	15" – 2424 feet	18" – 230 feet	24" – 192 feet
30" – 60 feet	36" – 166 feet	42" – 50 feet	48" – 20 feet

Total Installation Cost - Culvert \$120,048.00

Grand Total Culvert & Bridges \$247,533.58

The Permissive License Fee Fund – As of 12/31/2016 contains \$105,709.18